


# GROWING

## TO MEET NEW CHALLENGES




CLEAN WATER | HEALTHY SOIL | CLIMATE CHANGE SOLUTIONS



# FY22 INVESTMENTS IN CONSERVATION

## AT A GLANCE





## REACHING OUT TO SMALL FARMS AND UNDERSERVED COMMUNITIES

Earlier this year, MDA launched a Small Farm and Urban Agriculture Program to support small-scale agricultural operations in urban, suburban, and rural areas.

The program aims to increase community access to healthy foods by providing grants to small-scale farms that do not typically qualify for traditional conservation programs.

Its goal is to help all farms—regardless of size or location—protect the natural resources that support their farming operations.

FY22 was a year of growth and expansion for the department’s Conservation Grants Program. I am pleased to report that during the year, we introduced a new Small Farm and Urban Agriculture Program to help small-scale farms benefit from soil, water, and climate-smart conservation practices.

Several projects are under development for the new program. These include a small acreage cover crop program and grants to help urban farmers purchase water and electricity from public utilities. Approximately \$500,000 will be available in July 2023 for the utility incentive through the state’s new Urban Agriculture Water and Power Infrastructure Grant Fund.

Also, during the year, several incentive programs were consolidated under a new Ecosystem Incentives office. The aim is to improve customer service by providing farmers with one-stop

shopping for an array of special programs and financial incentives.

Climate change has been making national and worldwide headlines. But farmers don’t need to read about climate change in the news to see and feel its effects. Extreme weather, saltwater intrusion into crop fields, and increased flooding have led to crop failures, planting and harvest delays, and increased production costs for Maryland farmers.

Unfortunately, climate change also impacts the Chesapeake Bay. Heavy rains increase nutrient and sediment runoff into local waterways. At the same time, warmer water temperatures can further reduce oxygen levels leading to the expansion of dead zones in the Bay. To address this threat, the Chesapeake Bay Executive Council now requires the Bay states to integrate climate action into their restoration plans. In FY22, the Conservation Grants Program

actively promoted climate-smart conservation practices to give farmers an upper hand.

During the year, our Cover Crop Program helped farmers plant 435,629 acres of protective cover crops on their fields to reduce erosion and nutrient runoff, build soil health, and capture carbon dioxide from the atmosphere. In addition, our Manure Transport Program had another record year and continues to help farmers protect local waterways from phosphorus runoff and comply with Maryland’s Phosphorus Management Tool regulations.

Across the board, it’s been a phenomenal year of growth for our Conservation Grants Program. I invite you to read the following report to learn more about our achievements in FY22.

*Joseph Bartenfelder*  
**Joe Bartenfelder**  
*Maryland Agriculture Secretary*



### OUR GRANTS HELP FARMERS PROTECT THE CHESAPEAKE BAY...

Farmers who received our grants invested approximately \$656,000 of their own money into projects that will prevent:

- 3 million pounds of nitrogen,
- 22,789 pounds of phosphorus, and
- 11,555 tons of soil from entering Maryland waterways.

its 2025 nutrient and sediment reduction targets.

## CHESAPEAKE BAY PROGRESS

Our conservation grants are used to help farmers install conservation practices on their farms that meet Maryland’s 2025 Chesapeake Bay restoration goals. Farmers who received these grants invested \$656,000 of their own money into projects that will prevent an estimated 3 million pounds of nitrogen,

22,789 pounds of phosphorus, and 11,555 tons of soil from entering Maryland waterways. The program is delivered by the state’s 24 soil conservation districts with technical guidance from USDA’s Natural Resources Conservation Service. The chart shows MDA grant-supported practices that help Maryland meet

### CHESAPEAKE BAY CLEAN-UP PROGRESS THROUGH JULY 2022\*

BEST MANAGEMENT PRACTICE (ANNUAL)	2025 GOAL	2022-2023 MILESTONE	2022 PROGRESS	PERCENT TOWARDS MILESTONE
Cover Crops (Traditional)	478,391 acres	478,391 acres	435,629 acres	91%
Manure Transport (Wet Tons) (Alternative Use or Out of Watershed)	97,366 tons	97,366 tons	81,311 tons	84%
BEST MANAGEMENT PRACTICE (CUMULATIVE)	2025 GOAL	2022-2023 MILESTONE	2022 PROGRESS	PERCENT TOWARDS MILESTONE
Exclusion Fencing (Acres of Buffers)	1,867 acres	1,565 acres	1,208 acres	77%
Grass Buffers	43,706 acres	39,147 acres	31,583 acres	81%
Off-Stream Watering Without Fencing	12,730 acres	12,730 acres	46,029 acres	362%
Retirement of Highly Erodible Land	33,171 acres	30,263 acres	29,401 acres	97%
Streamside Forest Buffers	20,274 acres	19,046 acres	18,466 acres	97%
Waste Storage Structures (Livestock)**	99,654 animal units	91,880 animal units	79,338 animal units	86%
Waste Storage Structures (Poultry)**	1,798,116 animal units	1,713,932 animal units	1,710,116 animal units	100%
Wetland Restoration	13,620 acres	11,896 acres	10,989 acres	92%

\*In some instances, progress includes practices installed with funds from both MDA and USDA’s Natural Resources Conservation Service.

\*\*One animal unit = 1,000 lbs. of live animal weight

## 2022 FUNDING SUMMARY

Our conservation grants help Maryland farmers finance water quality improvement projects on their farms, invest in sustainable agricultural practices, reduce carbon emissions, and comply with environmental requirements.

The program is funded by general obligation bonds, the Chesapeake Bay Restoration Fund, and the Chesapeake and Atlantic Coastal Bays 2010 Trust Fund. Various federal grants are used to finance highly valued best management practices (BMPs) included in Maryland's Chesapeake Bay restoration plan.

In FY22, the program provided Maryland farmers with \$28.8 million in cost-share grants to install 2,530 conservation projects on their farms to prevent soil erosion, manage crop nutrients, build climate resilience, and protect water quality. Grants cover up to 100% of eligible costs to install more than 40 best management practices, including cover crops, grassed waterways, manure storage structures, and stream protection practices.

PROGRAM SUMMARY   FISCAL YEAR 2022		
MARYLAND AGRICULTURAL WATER QUALITY COST-SHARE (MACS) PROGRAM	NUMBER OF PROJECTS	FUNDS
Total Approved from State Funds	438	\$ 9,678,736
<b>Completed Projects</b>		
CREP Projects with State Funds	12	\$ 65,927
All Other Projects with State Funds	169	\$ 2,848,389
With Federal Funds	38	\$ 644,713
<b>TOTAL MACS PROJECTS COMPLETED</b>	<b>219</b>	<b>\$ 3,559,029</b>
<b>MARYLAND COVER CROP PROGRAM</b>	<b>1,341</b>	<b>\$ 21,681,338</b>
<b>MANURE MANAGEMENT PROGRAM</b>		
Manure Transport Program <sup>1</sup>	593	\$ 2,580,680
Manure Injection	28	\$ 344,936
<b>ECOSYSTEM INCENTIVES PROGRAM</b>		
CREP Incentive Payments	289	\$ 317,497
Conservation Buffer Initiative	60	\$ 406,390
<b>TOTAL PROJECTS COMPLETED</b>	<b>2,530</b>	<b>\$28,889,870</b>
<b>ENVIRONMENTAL BENEFITS</b>	Nitrogen	Phosphorus
Estimated Pounds of Nutrients Removed by MACS	116,709	19,392
Estimated Pounds of Nutrients Removed by Cover Crops	2,929,850	3,397
Soil Saved Per Year <sup>2</sup>	Tons of Soil	Acres of Land
	11,555	1,706
Manure Managed Daily with Animal Waste Storage Structures	Tons of Manure	Animal Units <sup>3</sup>
Poultry Manure Managed Daily	270	9,380
Dairy Manure Managed Daily	57	2,420
Beef Manure Managed Daily	53	2,644
Other Animal Manure Managed Daily	21	212
<b>Total Animal Manure Managed Daily</b>	<b>401</b>	<b>14,656</b>

<sup>1</sup> Does not include poultry company matching funds (\$682,431)

<sup>2</sup> Based on the Revised Universal Soil Loss Equation (RUSLE)

<sup>3</sup> One animal unit = 1,000 lbs. of live animal weight

Note: Nutrient reduction figures are based on the best information available and are consistent with the latest Chesapeake Bay Model.



# MARYLAND AGRICULTURAL WATER QUALITY COST-SHARE (MACS) PROGRAM

Established in 1984, MACS is our oldest and most comprehensive grant program. This program has been used by thousands of farmers to protect the natural resources that support their farming operations. MACS currently funds more than 40 conservation practices that help farmers manage manure, control soil erosion, fight climate change, and protect water quality in the Chesapeake Bay and its tributaries.

In FY22, MACS provided Maryland farmers with approximately \$3.6 million in grants to install 219 conservation projects on their farms. Farmers who received these grants invested more than \$656,000 of their own money into these projects.

To further support Maryland’s plan to restore the health of the Chesapeake Bay and its tributaries, the following program changes were made in FY22:

- 100% Cost-Share Reimbursement Introduced—**  
 In August 2021, 23 high-priority conservation practices became eligible for up to 100% cost-share.
- Cost Share Ceiling Raised—**  
 In May 2022, the program increased the cost-share ceiling for 34 BMPs from \$50,000 to \$75,000 per project. The new rate applies to all eligible BMP components, which are based on approved flat rates.

The top 5 practices installed during the year include grassed waterways (111), lined waterways or outlets (36), fencing (21), heavy use areas (19), with critical area plantings and watering facilities tied at 16 each. *Please see center spread for a complete list of best management practices installed through MACS during FY22.*

SOIL CONSERVATION DISTRICT SUMMARY FOR MACS   FISCAL YEAR 2022		
DISTRICT	COMPLETED PROJECTS	MACS PAYMENT
Allegany	1	\$ 3,802
Anne Arundel	2	\$ 34,867
Baltimore County	18	\$ 271,463
Calvert	2	\$ 47,272
Caroline	4	\$ 134,986
Carroll	61	\$ 1,007,564
Catoctin	10	\$ 196,635
Cecil	2	\$ 167,637
Charles	0	\$ 0
Dorchester	4	\$ 96,264
Frederick	16	\$ 262,860
Garrett	4	\$ 15,839
Harford	7	\$ 119,062
Howard	4	\$ 89,705
Kent	34	\$ 308,377
Montgomery	3	\$ 111,468
Prince George's	1	\$ 14,993
Queen Anne's	18	\$ 232,925
Somerset	0	\$ 0
St. Mary's	3	\$ 43,841
Talbot	17	\$ 271,036
Washington County	6	\$ 92,529
Wicomico	2	\$ 35,904
Worcester	0	\$ 0
<b>Total</b>	<b>219</b>	<b>\$3,559,029</b>



**PRACTICE**

	ALLEGANY	ANNE ARUNDEL	BALTIMORE COUNTY	CALVERT	CAROLINE	CARROLL	CATOCTIN	CECIL	CHARLES	DORCHESTER	FREDERICK	GARRETT
Animal Mortality Facility												
Conservation Cover			1			5						
Contour Farming												
Contour Orchard												
Critical Area Planting	1	2		1			1					
Diversion												
Fence	1	1	2	1	1	4	1	1			1	3
Field Border												
Filter Strip						1						
Forage and Biomass Planting			1			3						
Grade Stabilization Structure				1								
Grassed Waterway			12			29	6				11	
Heavy Use Area Protection		1			3	5			1			1
Lined Waterway or Outlet			4			4					1	
Livestock Pipeline												
Riparian Forest Buffer						2					2	
Riparian Herbaceous Cover												
Roof Runoff Structure					1	6			1			
Roofs and Covers					1	4						
Saturated Buffers												
Sediment Basin												
Sediment Control Pond		1										
Spring Development	1	1	2			1	1					
Stream Crossing						1						
Strip Cropping, Contour												
Strip Cropping, Field												
Structure for Water Control												
Subsurface Drain			2			6	1			1	1	
Terrace System												
Tree/Shrub Establishment												
Underground Outlet						5	1			1	2	
Vegetated Treatment Area												
Waste Storage Facility					1	3	1	1		1		
Waste Treatment Lagoon												
Waste Treatment Strip												
Water Well												1
Watering Facility		1	4			3	1				1	
Wetland Restoration												
<b>Grand Total</b>	<b>3</b>	<b>7</b>	<b>28</b>	<b>3</b>	<b>7</b>	<b>82</b>	<b>13</b>	<b>2</b>	<b>0</b>	<b>5</b>	<b>19</b>	<b>5</b>






	HARFORD	HOWARD	KENT	MONTGOMERY	PRINCE GEORGE'S	QUEEN ANNE'S	ST. MARY'S	SOMERSET	TALBOT	WASHINGTON COUNTY	WICOMICO	WORCESTER	TOTAL FY22	TOTAL FY84-21	CUMULATIVE TOTAL
													0	1,058	1058
													6	715	721
													0	47	47
													0	2	2
	2	4				2		2	1				16	927	943
						1		1	1				3	550	553
					1	2				2			21	1,439	1,460
													0	13	13
													1	22	23
										1			5	9	14
			1			5		1	5				13	1,963	1,976
	1	4	25	3		9		1	10				111	5,282	5,393
	3		1			2				1	1		19	1,221	1,240
		2	2	3		6		2	11		1		36	516	552
													0	2	2
													4	1,576	1,580
						1			1				2	227	229
	2		1					1		1			13	843	856
	2									1			8	51	59
													0	1	1
													0	51	51
			1			1							3	1,118	1,121
													6	1,205	1,211
						1							2	556	558
													0	61	61
													0	72	72
									2				2	49	51
		2							2				15	3	18
													0	92	92
										1			1	0	1
		2						1	2				14	4	18
													0	1,693	1,693
	1		1			2				1			12	2,402	2,414
													0	15	15
													0	45	45
													1	206	207
	3					1				2			16	2,186	2,202
			2						3				5	53	58
	14	14	34	6	1	33	0	9	38	10	2	0	335	26,275	26,610

## MARYLAND COVER CROP PROGRAM

Cover crops are the workhorse of our Chesapeake Bay restoration efforts. The program provides grants to help farmers plant cold-hardy cereal grains, legumes, and other cover crops on their fields following the fall harvest. As they grow, cover crops recycle unused plant nutrients, protect fields against erosion, and help improve the soil for spring crops. Cover crops also help remove carbon dioxide—a greenhouse gas—from the atmosphere and protect farm fields from too much or too little rain.

Farmers use our grants to help offset seed, labor, and equipment costs to plant fall cover crops, which may not be harvested for financial profit. During the 2021-2022 planting season, Maryland farmers planted 435,629 acres of traditional cover crops statewide using approximately \$21.6 million in cost-share grants. The planting was hindered by excessive rainfall and poor field conditions at planting time. However, acreage planted exceeded the previous year. Funding for the Cover Crop Program is provided by the Chesapeake Bay Restoration Fund and the Chesapeake and Atlantic Coastal Bays Trust Fund

2021-2022 COVER CROP PROGRAM			
COUNTY	CONTRACTS	FALL CERTIFIED ACRES	PAYMENT
Allegany	8	562	\$ 31,613
Anne Arundel	20	4,578	\$ 252,490
Baltimore County	36	8,543	\$ 452,456
Calvert	10	1,479	\$ 64,446
Caroline	118	37,592	\$ 1,870,697
Carroll	89	22,640	\$ 1,160,191
Cecil	81	18,736	\$ 986,157
Charles	25	3,783	\$ 180,813
Dorchester	88	34,159	\$ 1,380,722
Frederick & Catoctin	141	27,706	\$ 1,247,193
Garrett	22	1,388	\$ 86,406
Harford	62	13,034	\$ 740,176
Howard	12	2,478	\$ 157,686
Kent	102	57,534	\$ 2,948,248
Montgomery	33	15,229	\$ 562,065
Prince George's	13	2,083	\$ 117,229
Queen Anne's	118	59,471	\$ 3,063,029
St. Mary's	49	7,322	\$ 286,942
Somerset	31	10,088	\$ 416,574
Talbot	74	41,831	\$ 2,057,551
Washington County	70	11,231	\$ 575,421
Wicomico	76	22,595	\$ 1,229,743
Worcester	63	31,567	\$ 1,813,490
<b>Total</b>	<b>1,341</b>	<b>435,629</b>	<b>\$21,681,338</b>



*Cover crops are a leading regenerative conservation practice. They protect local water quality, improve soil health, and can help mitigate the effects of climate change.*

CREP is a key feature in Maryland's plan to plant 5 million trees by 2031.



## CONSERVATION RESERVE ENHANCEMENT PROGRAM

Now in its 25th year, Maryland CREP has helped thousands of Maryland landowners plant streamside buffers, establish wetlands, protect highly erodible land, and create wildlife habitat on their property. This federal-state partnership program pays farmers and landowners to take environmentally sensitive cropland out of production for 10 to 15 years and install conservation practices that protect water quality and provide wildlife habitat. CREP is a key feature in Maryland's plan

CREP PROJECTS COMPLETED BY DISTRICT   FISCAL YEAR 2022		
DISTRICT	COMPLETED PROJECTS	MACS PAYMENT
Carroll	5	\$ 1,996
Frederick	3	\$ 5,357
Kent	2	\$39,995
Queen Anne's	1	\$ 9,872
Talbot	1	\$ 8,706
<b>Total</b>	<b>12</b>	<b>\$65,926</b>

to plant 5 million trees by 2031 to sequester carbon and provide additional environmental and human health benefits. In FY22,

MACS provided landowners with \$65,926 in grants to install 12 CREP-related projects.



*Farmers hauled a record-setting 402,926 tons of manure away from areas with high soil phosphorus levels to alternative use facilities and qualifying farms.*

## MANURE MANAGEMENT PROGRAM

This program helps farmers manage manure resources, comply with nutrient management regulations, and protect water quality in local streams, rivers, and the Chesapeake Bay.

### Manure Transport Grants

Established by the Water Quality Improvement Act of 1998, the Manure Transport Program helps farmers cover the cost of hauling poultry and livestock manure away from areas with high soil phosphorus levels. To qualify for reimbursement, the manure must be trucked to farms or alternative use projects that can use the product safely.

During the year, the program experienced a significant increase in participation as farmers took advantage of favorable program changes, including an increase in the maximum payment rate to haul poultry manure.

In FY22, Maryland farmers received \$2,580,681 in grants to transport a record 402,926 tons of manure to approved farms and businesses. Delmarva poultry companies contributed \$682,431 in matching funds to transport poultry manure.

Livestock manure (dairy, beef and swine) comprised 62% percent of the manure transported.

Livestock farmers (mostly dairies) typically use the grants to haul manure away from their livestock barns to distant fields with acceptable phosphorus levels. If soil phosphorus levels are elevated on the distant fields, the manure is hauled to other farms.

Poultry litter comprised the remaining 38% percent of the manure transported during the year. Of that amount, 42% percent was trucked to alternative use facilities with the remaining 58% percent land-applied to crops as a fertilizer on qualifying fields.

## MANURE TRANSPORT PROGRAM PAYMENT SUMMARY

FISCAL YEAR	ACTUAL TONS TRANSPORTED	MACS PAYMENT	POULTRY COMPANIES COST-SHARE PAYMENT*	TOTAL FUNDS ISSUED
1999	1,896	\$ 17,992	\$ 17,992	\$ 35,984
2000	13,366	\$ 111,464	\$ 111,464	\$ 222,928
2001	20,477	\$ 195,559	\$ 195,559	\$ 391,118
2002	47,481	\$ 434,610	\$ 420,395	\$ 855,005
2003	28,556	\$ 233,444	\$ 229,645	\$ 463,089
2004	40,755	\$ 295,356	\$ 285,806	\$ 581,162
2005	36,329	\$ 239,196	\$ 200,113	\$ 439,309
2006	69,009	\$ 380,694	\$ 293,728	\$ 674,422
2007	99,297	\$ 490,011	\$ 356,955	\$ 846,966
2008	99,817	\$ 520,357	\$ 370,985	\$ 891,342
2009	119,892	\$ 663,177	\$ 504,024	\$ 1,167,201
2010	80,899	\$ 469,398	\$ 402,846	\$ 872,244
2011	61,150	\$ 354,011	\$ 294,383	\$ 648,394
2012	35,554	\$ 297,587	\$ 283,951	\$ 581,538
2013	52,481	\$ 377,007	\$ 339,252	\$ 716,259
2014	118,995	\$ 608,259	\$ 419,929	\$ 1,028,188
2015	167,237	\$ 851,304	\$ 409,548	\$ 1,260,852
2016	213,151	\$ 954,300	\$ 447,882	\$ 1,402,182
2017	241,941	\$ 1,174,690	\$ 453,038	\$ 1,627,728
2018	249,421	\$ 1,020,910	\$ 453,876	\$ 1,474,786
2019	249,840	\$ 1,070,479	\$ 373,875	\$ 1,444,353
2020	309,374	\$ 1,382,822	\$ 455,681	\$ 1,838,503
2021	377,215	\$ 1,889,179	\$ 602,791	\$ 2,491,970
2022	402,926	\$ 2,580,681	\$ 682,431	\$ 3,263,112
<b>Total</b>	<b>3,137,059</b>	<b>\$16,616,086</b>	<b>\$8,606,149</b>	<b>\$25,222,235</b>

\*Dairy, beef, and other livestock producers became eligible for cost-share grants in FY02. These producers do not receive matching funds from poultry companies

### Manure Injection Grants

Injecting manure into the soil instead of spreading it on the surface helps prevent nutrient runoff, reduces odors/greenhouse gas emissions, and preserves beneficial surface residue. In FY22, 28 farmers were awarded \$344,936 in cost-share grants to offset operating costs associated with this practice.





## ECOSYSTEM INCENTIVES PROGRAM

To improve customer service, several incentive programs were consolidated during the year under the Ecosystems Incentives Program. The program provides a menu of conservation incentives that promote clean water, healthy soil, and climate solutions.

### Conservation Equipment Tax Break for Farmers

The Maryland Income Tax Subtraction Modification for Conservation Equipment helps farmers offset costs to buy certain types of conservation equipment to control soil erosion, manage nutrients, and protect local water quality. The incentive allows farmers to subtract eligible equipment purchases from taxable income on Maryland individual and corporate tax returns. During the year, 74 farmers took advantage of the tax subtraction.

### Conservation Reserve Enhancement Program (CREP) Incentive Payment

This federal-state partnership program gives farmers a one-time signing bonus to take environmentally sensitive land out of production and plant conservation practices that protect soil, water, and wildlife resources.

In October 2021, the signing bonus for new riparian forest buffers (CREP practice CP22) was raised to \$1,000 per acre to help

the state meet its goal to plant 5 million trees by 2031. All other CREP contracts and re-enrollments remain eligible for a \$100 per acre signing bonus. Landowners were awarded \$317,497 in signing bonuses in FY22.

### Conservation Buffer Initiative

Now in its 2nd year, this pilot program complements CREP by offering farmers and landowners attractive incentive payments to plant streamside buffers on farms to improve local water quality. The program provides features not offered by CREP including a buffer option for field ditches, flexible site management, and shorter contract terms. In FY22:

- Payment rates ranged from \$500/acre to expand an existing grass buffer to a maximum of \$4,500/acre to install a riparian forest buffer with pasture fencing.
- Financial assistance was offered to install deer fencing next to grass buffers.

- 48 farmers applied for incentive payments to install 60 streamside buffer projects, including 7 riparian forest buffers.
- The program awarded a total of \$406,390 to Maryland farmers in FY22.

### Low Interest Loans for Agricultural Conservation (LILAC)

Low-interest loans are available to help farmers install BMPs on their farms, purchase conservation equipment, and adopt new technologies to protect natural resources. LILAC loans provide farmers with up-front funds needed to bridge the cost-share gap and get a project up and running. Guaranteed by the Maryland Water Quality Revolving Loan Fund, LILAC loans are typically offered at 3% to 4% below market rates. They are available at lending institutions statewide.

In FY22, the program approved two applications totaling \$114,800 in loans. These loans were used to help Maryland farmers purchase manure-handling equipment.

# SOIL CONSERVATION DISTRICTS DELIVER OUR CONSERVATION GRANTS TO FARMERS

MARYLAND'S SOIL CONSERVATION DISTRICTS		
Allegany	301-777-1747, ext. 3	alleganyscd.com
Anne Arundel	410-571-6757	aascd.org
Baltimore County	410-527-5920, ext. 3	bcsd.org
Calvert	410-535-1521, ext. 3	calvertsoil.org
Caroline	410-479-1202, ext. 3	
Carroll	410-848-8200, ext. 3	carrollsoil.com
Catoctin	301-695-2803, ext. 3	catoctinfrederickscd.com
Cecil	410-398-4411, ext. 3	cecilscd.com
Charles	301-638-3028	charlesscd.com
Dorchester	410-228-5640, ext. 3	
Frederick	301-695-2803, ext. 3	catoctinfrederickscd.com
Garrett	301-501-5886	garrettscd.org
Harford	410-638-4828	harfordscd.org
Howard	410-313-0680	howardscd.org
Kent	410-778-5150, ext. 3	kentsoilandwaterconservationdistrict.org
Montgomery	301-590-2855	montgomeryscd.org
Prince George's	301-574-5162, ext. 3	pgscd.org
Queen Anne's	410-758-3136, ext. 3	
St. Mary's	301-475-8402, ext. 3	stmarysscd.com
Somerset	410-621-9310	
Talbot	410-822-1577, ext. 5	talbotscd.com
Washington County	301-797-6821, ext. 3	conservationplace.com
Wicomico	410-546-4777, ext. 3	wicomicoscd.org
Worcester	410-632-5439, ext. 3	

Maryland's 24 soil conservation districts—with technical guidance from USDA's Natural Resources Conservation Service—help farmers choose the right best management practices for their operations, supervise their installation or construction, and develop maintenance plans to keep them in good working order. District staff help farmers calculate costs to install practices and apply for other state and federal grant and loan programs. Best management practices are usually installed as part of a farm's overall Soil Conservation and Water Quality Plan. These plans are developed for farmers free of charge by soil conservation district technical staff.



Maryland  
Department of Agriculture

*Office of Resource Conservation*

Conservation Grants Program  
50 Harry S. Truman Parkway  
Annapolis, MD 21401

**410-841-5864 | [mda.maryland.gov/conservation](http://mda.maryland.gov/conservation)**

Larry Hogan, *Governor*   Boyd K. Rutherford, *Lt. Governor*   Joseph Bartenfelder, *Secretary*   Steven A. Connelly, *Deputy Secretary*